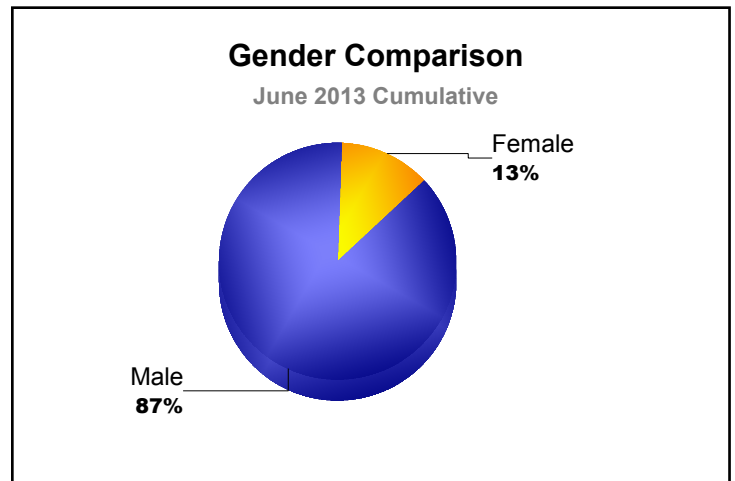
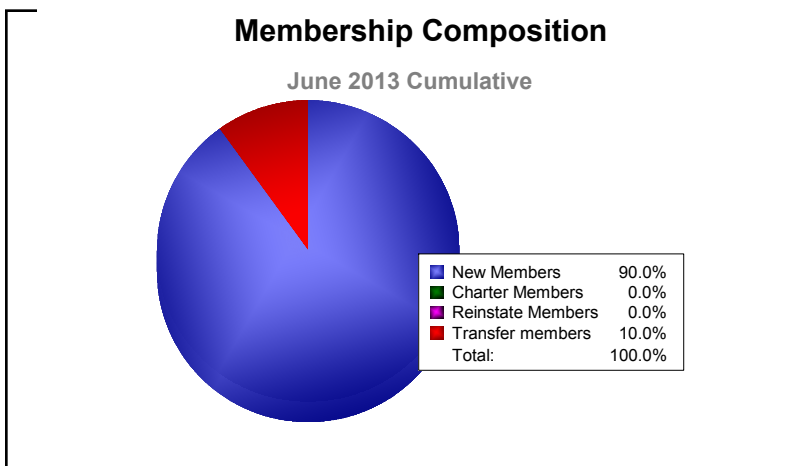
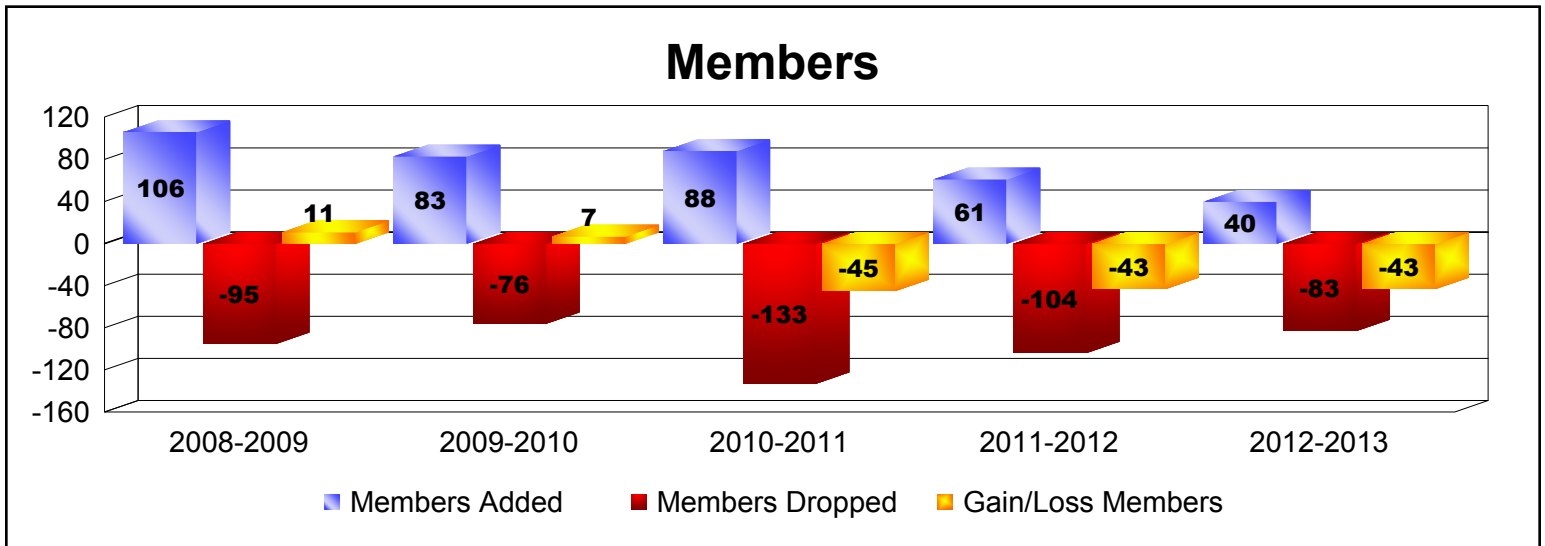
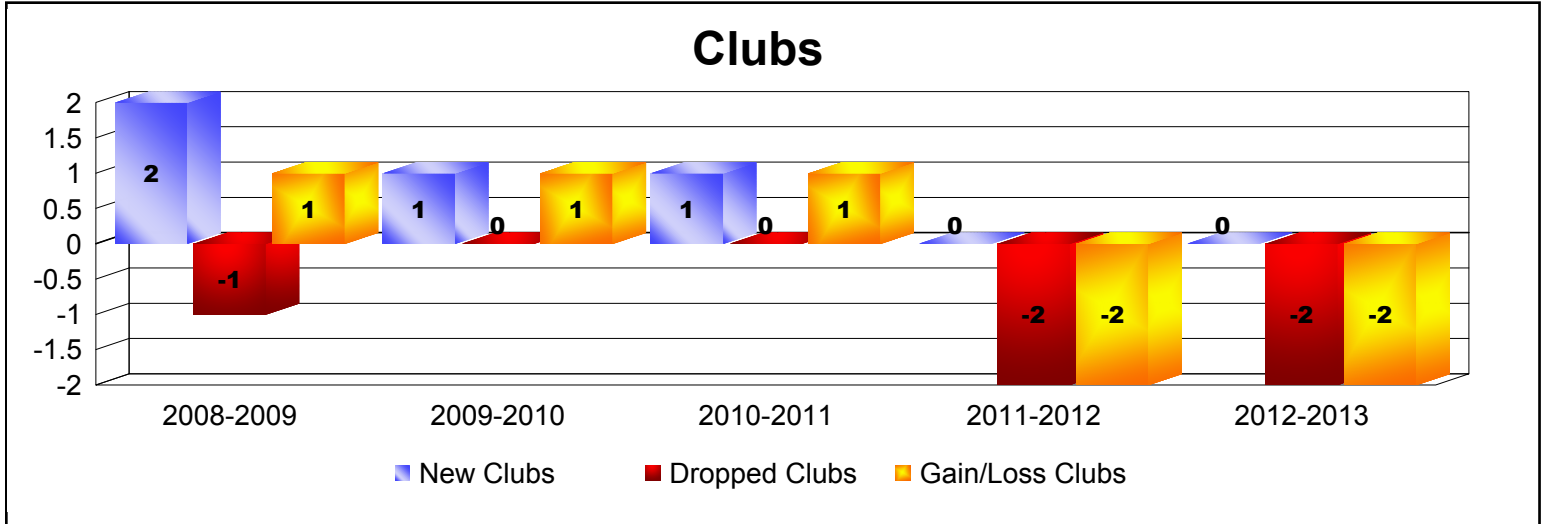
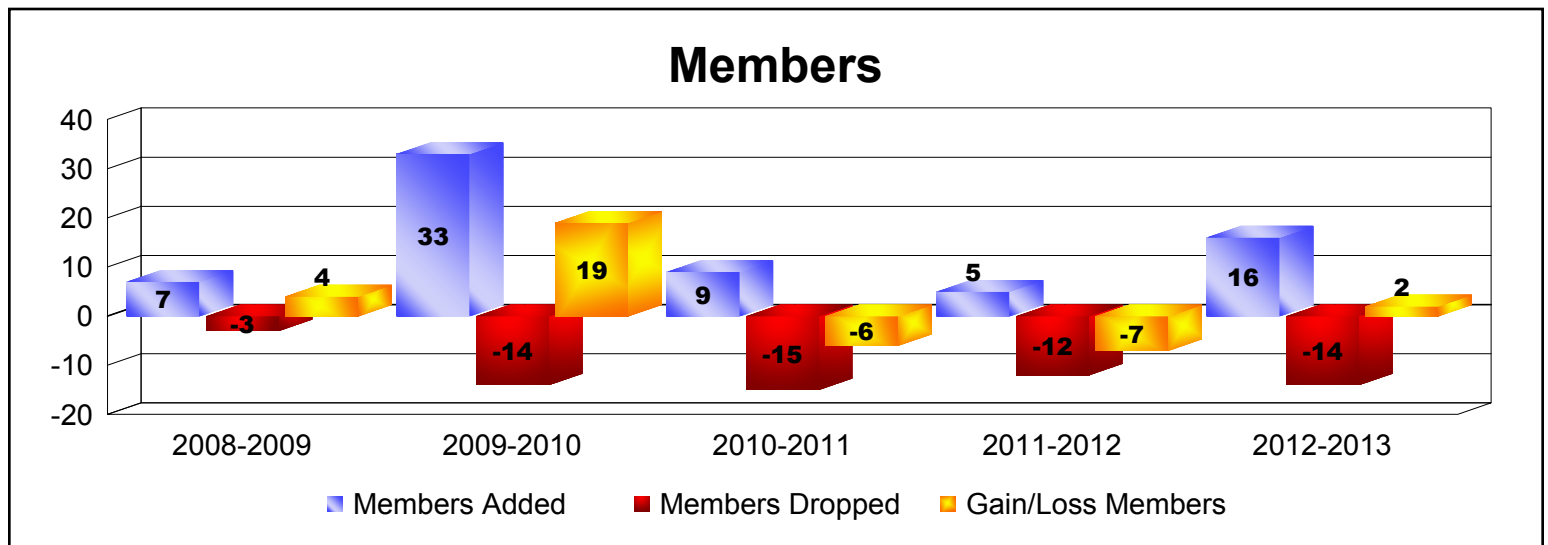
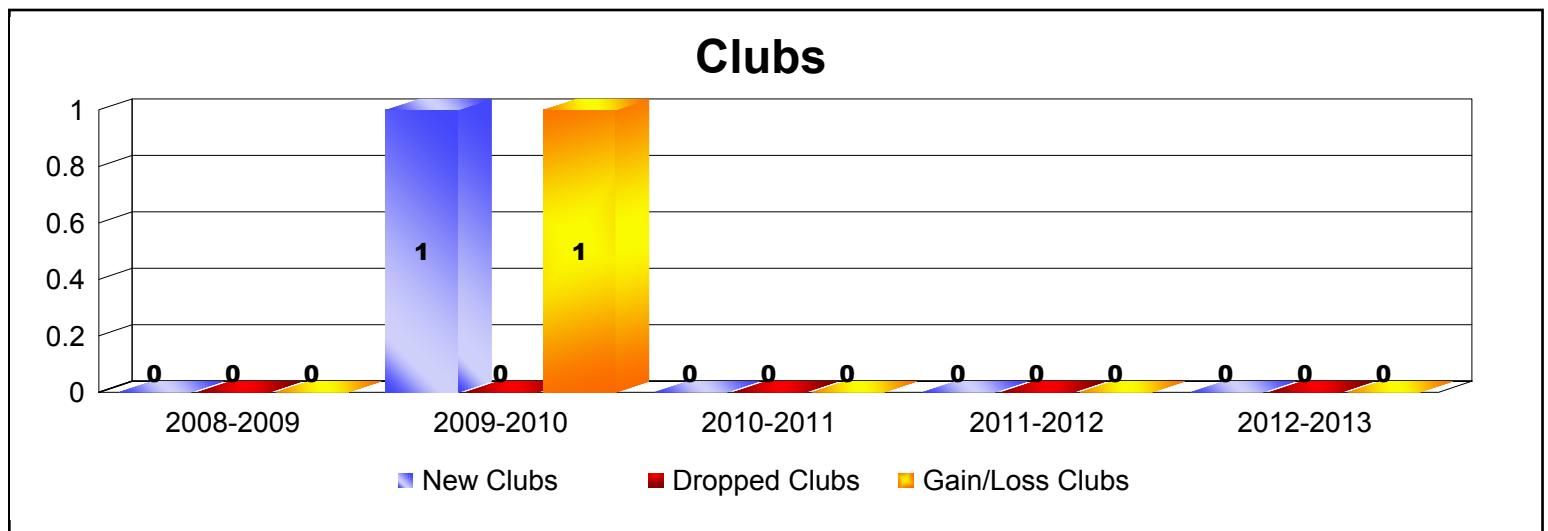


Year	New Clubs	Dropped Clubs	Gain/Loss Clubs	New Members	Charter Members	Reinstate Members	Transfer Members	Total Member Added	Total Members Dropped	Gain/Loss Members
2008-2009	2	-1	1	48	45	1	12	106	-95	11
2009-2010	1	0	1	59	22	1	1	83	-76	7
2010-2011	1	0	1	52	27	0	9	88	-133	-45
2011-2012	0	-2	-2	35	0	0	26	61	-104	-43
2012-2013	0	-2	-2	36	0	0	4	40	-83	-43
Average	1	-1	0	46	19	0	10	76	-98	-23

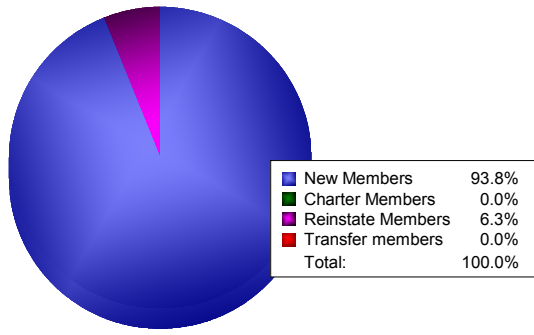


Year	New Clubs	Dropped Clubs	Gain/Loss Clubs	New Members	Charter Members	Reinstate Members	Transfer Members	Total Member Added	Total Members Dropped	Gain/Loss Members
2008-2009	0	0	0	3	0	0	0	3	-1	2
2008-2009	0	0	0	3	0	0	1	4	-2	2
2009-2010	0	0	0	12	0	0	0	12	-10	2
2009-2010	1	0	1	1	20	0	0	21	-4	17
2010-2011	0	0	0	1	0	0	0	1	-7	-6
2010-2011	0	0	0	8	0	0	0	8	-8	0
2011-2012	0	0	0	5	0	0	0	5	-6	-1
2011-2012	0	0	0	0	0	0	0	0	-6	-6
2012-2013	0	0	0	6	0	0	0	6	-5	1
2012-2013	0	0	0	9	0	1	0	10	-9	1
Average	0	0	0	5	2	0	0	7	-6	1



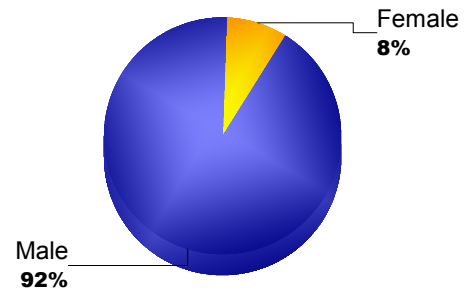
Membership Composition

June 2013 Cumulative

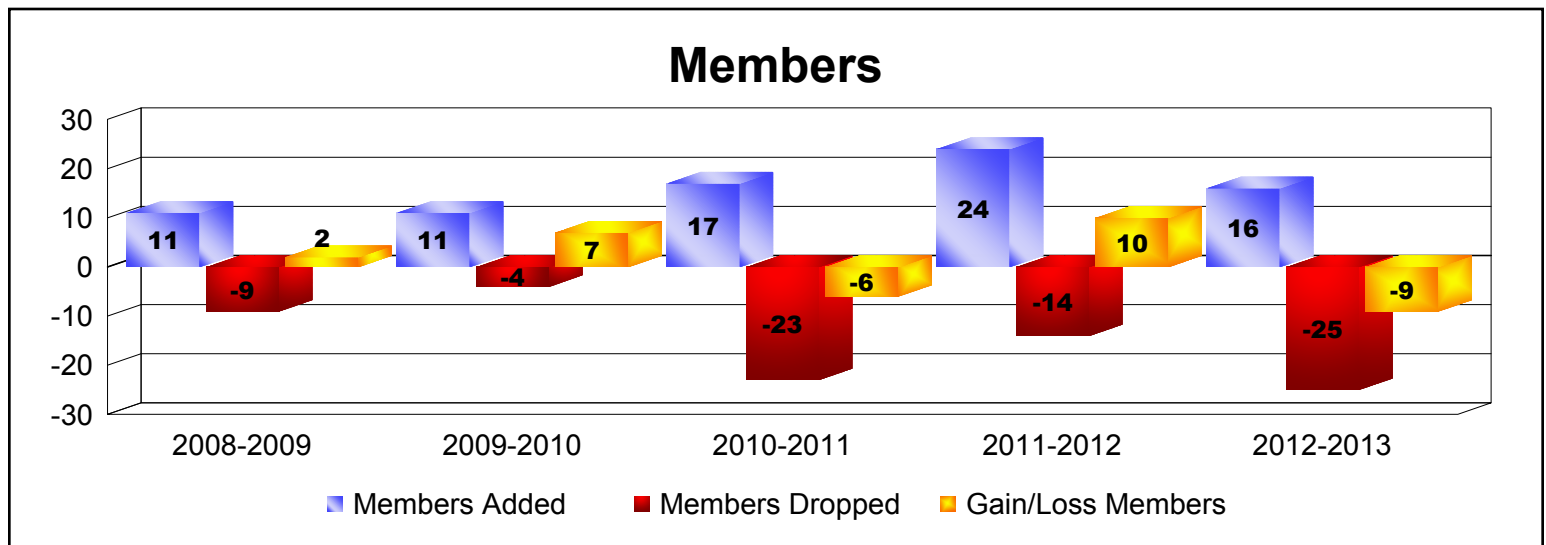
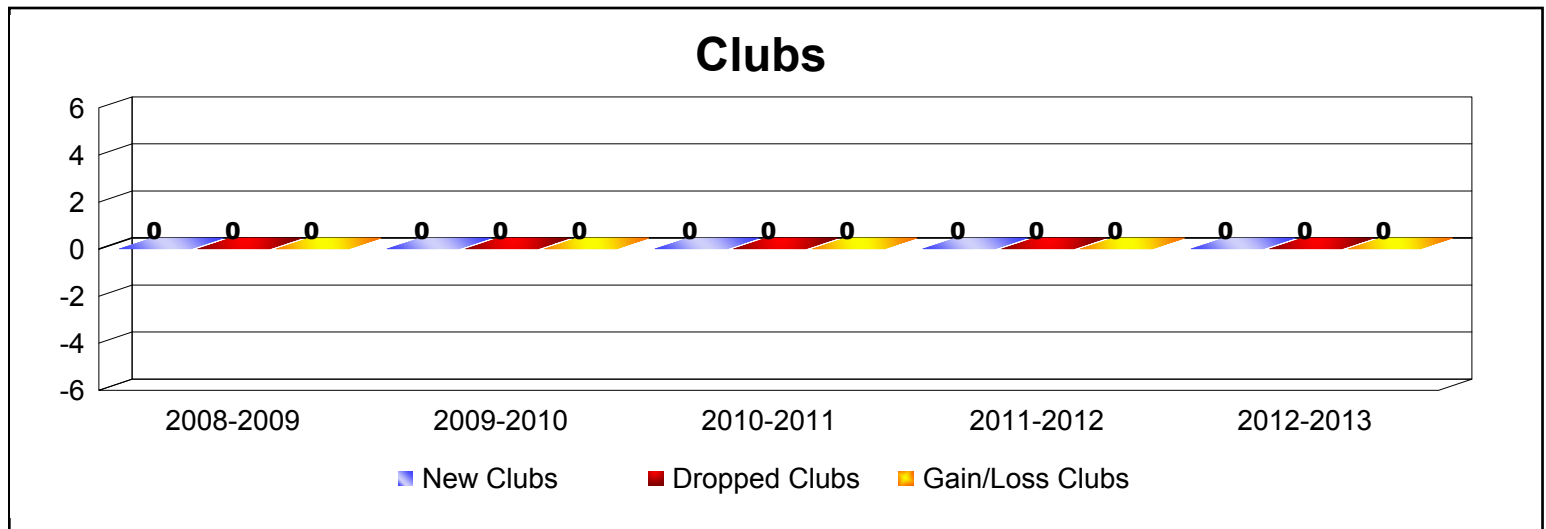


Gender Comparison

June 2013 Cumulative

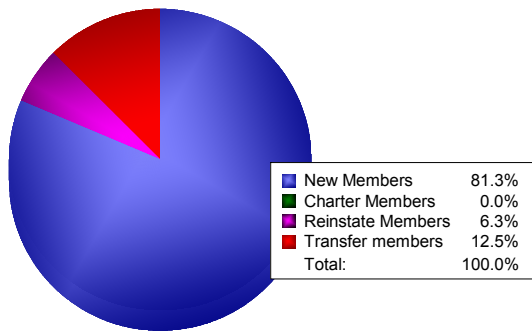


Year	New Clubs	Dropped Clubs	Gain/Loss Clubs	New Members	Charter Members	Reinstate Members	Transfer Members	Total Member Added	Total Members Dropped	Gain/Loss Members
2008-2009	0	0	0	3	0	0	0	3	-3	0
2008-2009	0	0	0	7	0	0	1	8	-6	2
2009-2010	0	0	0	7	0	0	0	7	-4	3
2009-2010	0	0	0	4	0	0	0	4	0	4
2010-2011	0	0	0	7	0	0	0	7	-6	1
2010-2011	0	0	0	9	0	0	1	10	-17	-7
2011-2012	0	0	0	13	0	0	0	13	-9	4
2011-2012	0	0	0	10	0	0	1	11	-5	6
2012-2013	0	0	0	9	0	0	1	10	-9	1
2012-2013	0	0	0	4	0	1	1	6	-16	-10
Average	0	0	0	7	0	0	1	8	-8	0



Membership Composition

June 2013 Cumulative



Gender Comparison

June 2013 Cumulative

